



Logo book of standards



The goal of brand standards

Who are we? What do we stand for? How do we communicate that? The brand standards book is a guide to the global look and feel of the Benelli brand and its message. The global use of the Benelli's logo and the

message must be consistent in order to ensure a strong, recognizable and unified brand.



Logotype/Brand Mark

The Benelli logotype or brand mark is to be considered an uneditable vector art file. The Benelli logotype is available with or without a tag line (Simply Perfect- USA/Domestic or International tag line- Outside the USA). Never attempt to retype the name Benelli and/or the tag line (Simply Perfect/Domestic or International tag line) and use it as a logotype. The

relationship between logotype and the tagline may not be altered and must also be considered vector art. The Benelli logo must always be shown with a registration mark "®" at the bottom right of the letter "i". The space between the trademark symbol is tight but never touching. In certain situations, it may be appropriate to use the Benelli red "box" icon as an accent.

Logotype as
used in the
U.S.A.



No type, photos or graphic elements should come closer to the logo than $\frac{1}{2}$ of the x-height of the logo with or without the tag line. The x-height of

the Benelli logo is based on the x-height of the Benelli box. The x-height changes with the scale of the logo.



Examples of logs too close to the Benelli logo





Logotype Size and Proportion


Always use the approved vector art file, supplied by the Benelli marketing department. The Benelli logo should always be kept within the original proportion. Never attempt to retype or scale in a single direction to fit. Always constrain proportions to ensure height and width are scaled together. The Benelli logo **without tag line** should never be used smaller than $1\frac{1}{8}$ inches wide in any printed material or 16 pixel box height on

screen for web. The Benelli logo **with tag line** should not be used smaller than $1\frac{1}{4}$ inches wide in printed material or 20 pixel box height on screen for web, so that the tag line will remain legible. In addition, jpeg compression should never be less than 50%. Logos should never be upscaled in Photoshop. Lastly, scaled smart objects in Photoshop will scale better than regular bitmap objects.

logo with tag line for use in print



logo with tag line for use in web



logo without tag line for use in print



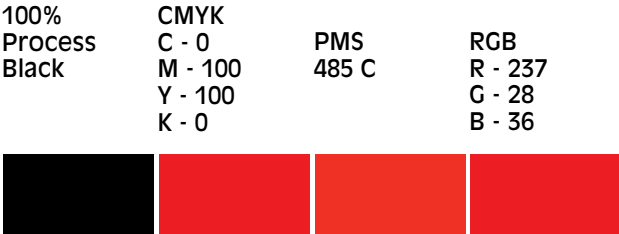
logo without tag line for use in web



Logotype Color

The Official Benelli logo colors are PMS 485 C (red)and 100% black.
The CMYK build is: C-0/M-100/Y-100/K-0. The RGB Buid is: R-237/G-28/B-36.
The examples below illustrate background situations and which logos should be used in each situation. A designer should use his or her best

judgement when determining which version is appropriate for the intended use. If there is uncertainty, always consult the marketing department at Benelli.






Logotype Usage Options

These are examples of variations of background images and which Benelli logo is appropriate in each situation. It is important to be able to read the logo and the tagline clearly off of the background. In some cases, the

tagline may not be able to be used due to the background values being too light or dark, immediately below the logo. Take care to choose an approved version of Benelli logo, that allows maximum visibility.



Logotype Usage Options

These are examples of variations of background images and which Benelli logo is appropriate in each situation. It is important to be able to read the logo and the tagline clearly off of the background. In some cases, the

tagline may not be able to be used due to the background values being too light or dark, immediately below the logo. Take care to choose an approved version of Benelli logo, that allows maximum visibility.



sell sheets



magazine ads



movie poster



Logotype- Incorrect Usage/Guidelines

The following are examples of incorrect usage of the Benelli logo. Do not combine the logo with type to make a new logo. If you are unsure of, or have questions about which logo to use, please consult the marketing department at Benelli.



Do not use the red logo on a red background or a background darker than a 60% tint.



Do not use the red logo on a red background or a background darker than a 60% tint.



Do not change the logo font or recreate the logo in any way.



Do not alter the position of elements in the logo.



Do not use the black logo on a black background or a background darker than 60% tint.



Do not change the color of the logo to other colors than the approved logo colors.



Do not combine the logo with any other logos.



Do not scale the logo disproportionaltely.



Do not obstruct the logo with any graphic or image.



Do not outline the logo or fill it in with a pattern.



Do not scale the logo disproportionaltely.